

DATASHEET

TRIM25 Mouse Monoclonal Antibody(C3012)

CAT. NO. AMA02624

KEY FEATURES

Target	TRIM25	Source / Host	Mouse
Reactivity	Human	Clonality	Monoclonal
Applications	WB, IHC, IF/ICC, FC	Conjugation	Unconjugated
Form / Buffer	Mouse IgG2b. Liquid in PBS, pH 7.3, 30% glycerol, and 0.01% sodium azide.	Storage	at-20°C

BACKGROUND

Functions as a ubiquitin E3 ligase and as an ISG15 E3 ligase . Involved in innate immune defense against viruses by mediating ubiquitination of RIGI and IFIH1 . Mediates 'Lys-63'-linked polyubiquitination of the RIGI N-terminal CARD-like region and may play a role in signal transduction that leads to the production of interferons in response to viral infection . Mediates 'Lys-63'-linked polyubiquitination of IFIH1 . Promotes ISGylation of 14-3-3 sigma (SFN), an adapter protein implicated in the regulation of a large spectrum signaling pathway . Mediates estrogen action in various target organs . Mediates the ubiquitination and subsequent proteasomal degradation of ZFH33 .

APPLICATION

To ensure optimal assay performance, AREX recommends conducting reagent titration tailored to each testing system for optimal detection results.

WB	1:500 - 1:1000
IHC	1:100 - 1:500
IF/ICC	1:50 - 1:100
FC	1:100 - 1:200

*Results are sample-specific. Please refer to your local assay conditions and test parameters for reference.

PRODUCT OVERVIEW

Description	Mouse monoclonal to TRIM25
Specificity	Recognizes endogenous levels of TRIM25 protein
Antibody Type	Primary antibody
Immunogen	Recombinant fusion protein of human TRIM25 expressed in E. Coli
Purification	This antibody is purified through a protein G column.
Molecular Weight	Predicted: 71 kD; Observed: 72 kD
Form/Buffer	Mouse IgG2b. Liquid in PBS, pH 7.3, 30% glycerol, and 0.01% sodium azide.
Alternative Names	EFP; RNF147; ZNF147; E3 ubiquitin/ISG15 ligase TRIM25; Estrogen-responsive finger protein; RING finger protein 147; Tripartite motif-containing protein 25; Ubiquitin/ISG15-conjugating enzyme TRIM25; Zinc finger protein 147
Gene Symbol	TRIM25
Entrez Gene	7706(Human)
SwissProt	Q14258(Human)

*AREX continuously optimizes our products. Webpage content may not reflect the latest updates. For inquiries, please contact info@arexbio.com or your local distributor.

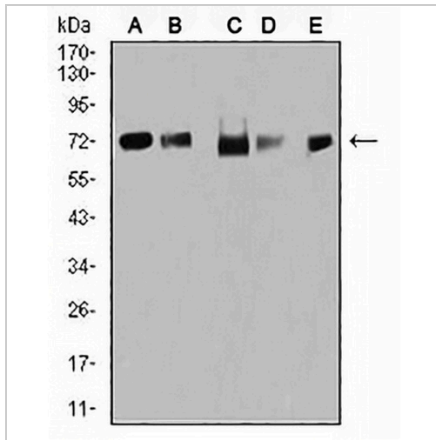
*Clone Number, Reactivity, Source/Host and Clonality can be found in the product name and Key Features section above.

DATASHEET

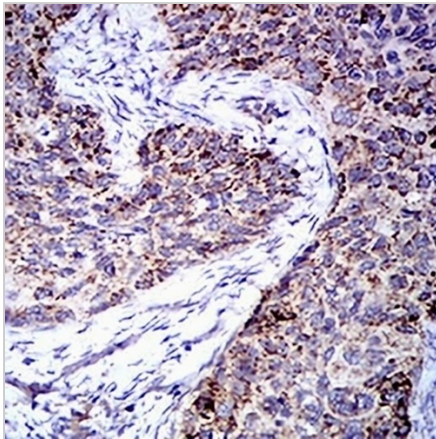
TRIM25 Mouse Monoclonal Antibody(C3012)

CAT. NO. AMA02624

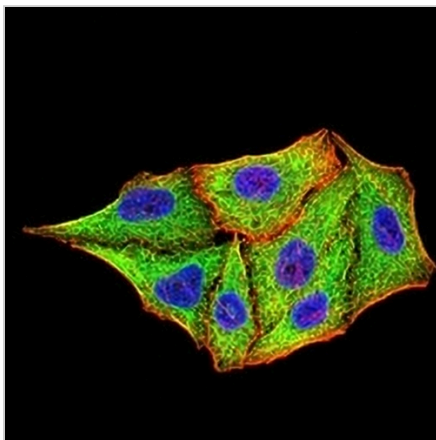
DATA



Western blot analysis of TRIM25 expression in MCF7 (A), HeLa (B), K562 (C), A549 (D), MOLT4 (E) whole cell lysates. (Predicted band size: 71 kD; Observed band size: 72 kD)



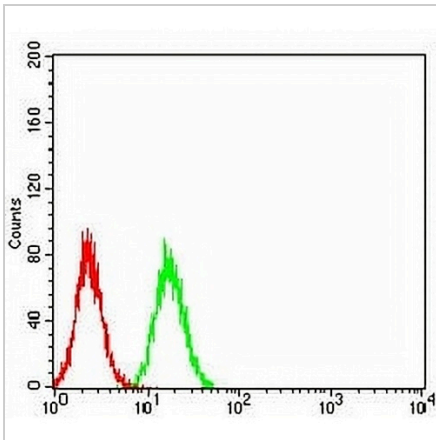
Immunohistochemical analysis of TRIM25 staining in human cervical cancer formalin fixed paraffin embedded tissue section. The section was pre-treated using heat mediated antigen retrieval with sodium citrate buffer (pH 6.0). The section was then incubated with the antibody at room temperature and detected using an HRP conjugated compact polymer system. DAB was used as the chromogen. The section was then counterstained with haematoxylin and mounted with DPX.



Immunofluorescent analysis of TRIM25 staining in HeLa cells. Formalin-fixed cells were permeabilized with 0.1% Triton X-100 in TBS for 5-10 minutes and blocked with 3% BSA-PBS for 30 minutes at room temperature. Cells were probed with the primary antibody in 3% BSA-PBS and incubated overnight at 4 °C in a humidified chamber. Cells were washed with PBST and incubated with an AREX® Fluor 488 -conjugated secondary antibody (green) in PBS at room temperature in the dark. Phalloidin - AREX® Fluor 594 was used to stain Actin filaments (red). DAPI was used to stain the cell nuclei (blue).

DATASHEET**TRIM25 Mouse Monoclonal Antibody(C3012)**

CAT. NO. AMA02624

DATA (CONTINUED)

Flow cytometric analysis of HeLa cells using Anti-TRIM25 Antibody (green) and negative control (red).

STORAGE

Store at 4°C short term. For long term storage, store at -20°C, avoiding freeze/thaw cycles.

NOTE

For Research Use Only. Not for diagnostic, therapeutics, prophylactic or in vivo use.