

**DATASHEET**
**TRAP100 Rabbit Polyclonal Antibody**
**CAT. NO. APA09961**
**KEY FEATURES**

Target	TRAP100	Source / Host	Rabbit
Reactivity	Human, Rat, Bovine, Chicken, Pig	Clonality	Polyclonal
Applications	WB, IHC, IF/ICC	Conjugation	Unconjugated
Form / Buffer	Liquid in 0.42% Potassium phosphate, 0.87% Sodium chloride, pH 7.3, 30% glycerol, and 0.01% sodium azide.		Storage at -20°C

**BACKGROUND**

Component of the Mediator complex, a coactivator involved in the regulated transcription of nearly all RNA polymerase II-dependent genes. Mediator functions as a bridge to convey information from gene-specific regulatory proteins to the basal RNA polymerase II transcription machinery. Mediator is recruited to promoters by direct interactions with regulatory proteins and serves as a scaffold for the assembly of a functional preinitiation complex with RNA polymerase II and the general transcription factors.

**APPLICATION**

To ensure optimal assay performance, AREX recommends conducting reagent titration tailored to each testing system for optimal detection results.

WB	1:500 - 1:1000
IHC	1:100 - 1:200
IF/ICC	1:100 - 1:500

\*Results are sample-specific. Please refer to your local assay conditions and test parameters for reference.

**PRODUCT OVERVIEW**

Description	Rabbit polyclonal antibody to TRAP100
Specificity	Recognizes endogenous levels of TRAP100 protein.
Antibody Type	Primary antibody
Immunogen	KLH-conjugated synthetic peptide encompassing a sequence within the C-term region of human TRAP100. The exact sequence is proprietary.
Purification	The antibody was purified by immunogen affinity chromatography.
Molecular Weight	Predicted: 110 kD; Observed: 100 kD
Form/Buffer	Liquid in 0.42% Potassium phosphate, 0.87% Sodium chloride, pH 7.3, 30% glycerol, and 0.01% sodium azide.
Alternative Names	ARC100; CRSP4; DRIP100; KIAA0130; THRAP4; TRAP100; Mediator of RNA polymerase II transcription subunit 24; Activator-recruited cofactor 100 kDa component; ARC100; Cofactor required for Sp1 transcriptional activation subunit 4; CRSP complex subunit 4; Mediator complex subunit 24; Thyroid hormone receptor-associated protein 4; Thyroid hormone receptor-associated protein complex 100 kDa component; Trap100; hTRAP100; Vitamin D3 receptor-interacting protein complex 100 kDa component; DRIP100
Gene Symbol	MED24
Entrez Gene	9862(Human); 619436(Rat)
SwissProt	O75448(Human); Q4V8B3(Rat)

\*AREX continuously optimizes our products. Webpage content may not reflect the latest updates. For inquiries, please contact [info@arexbio.com](mailto:info@arexbio.com) or your local distributor.

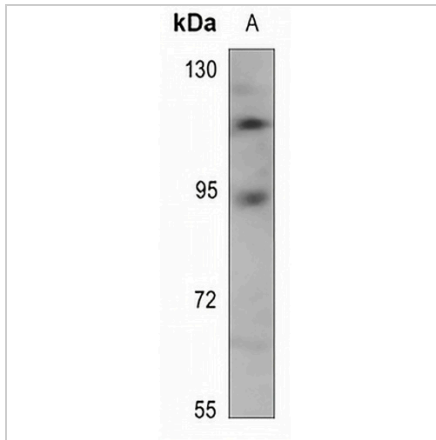
\*Clone Number, Reactivity, Source/Host and Clonality can be found in the product name and Key Features section above

**DATASHEET**

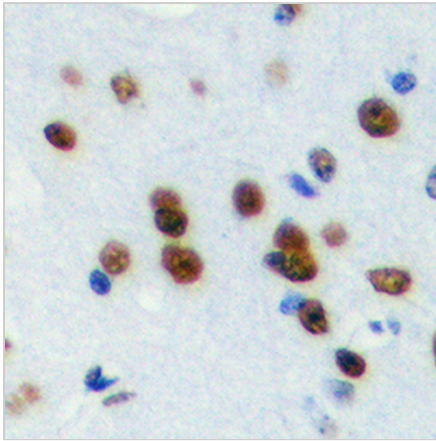
**TRAP100 Rabbit Polyclonal Antibody**

CAT. NO. APA09961

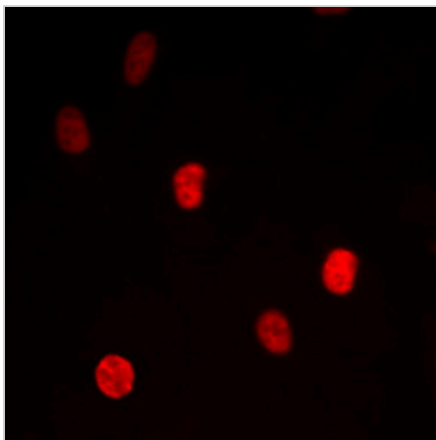
**DATA**



Western blot analysis of TRAP100 expression in H446 (A) whole cell lysates. (Predicted band size: 110 kD; Observed band size: 100 kD)



Immunohistochemical analysis of TRAP100 staining in human brain formalin fixed paraffin embedded tissue section. The section was pre-treated using heat mediated antigen retrieval with sodium citrate buffer (pH 6.0). The section was then incubated with the antibody at room temperature and detected using an HRP conjugated compact polymer system. DAB was used as the chromogen. The section was then counterstained with haematoxylin and mounted with DPX.



Immunofluorescent analysis of TRAP100 staining in HepG2 cells. Formalin-fixed cells were permeabilized with 0.1% Triton X-100 in TBS for 5-10 minutes and blocked with 3% BSA-PBS for 30 minutes at room temperature. Cells were probed with the primary antibody in 3% BSA-PBS and incubated overnight at 4 °C in a humidified chamber. Cells were washed with PBST and incubated with a DyLight 594-conjugated secondary antibody (red) in PBS at room temperature in the dark.

**STORAGE**

Store at 4°C short term. For long term storage, store at -20°C, avoiding freeze/thaw cycles.

**NOTE**

For Research Use Only. Not for diagnostic, therapeutics, prophylactic or in vivo use.